

Signify Classified - Internal
Cooper Lighting Solutions Photometric Lab
1121 Highway 74 South
Peachtree City, GA 30269



Scaled data based on original data using
LM-79-08 Approved Method: Electrical and Photometric Measurements of Solid-
State Lighting Products

Test Report Prepared for
Cooper Lighting Solutions
(formerly Eaton)

Brand: STREETWORKS

Report Number: P867487

Luminaire Tested: **MEM2-HTN-SA-90-740-U-T2R**

Issue Date: 08/21/2024



Test Information

Test Method: LM-79-08
Report Number: P867487
Test Lab: INNOVATION CENTER(G3)
Issue Date: 08/21/2024
Manufacturer: COOPER LIGHTING SOLUTIONS (FORMERLY EATON)
Product Line: STREETWORKS
Catalog Number: MEM2-HTN-SA-90-740-U-T2R
Description: EPIC MODERN TALL HOUSING DISCRETE LED ARRAYS 90W 70CRI 4000K
FIXTURE w/ TYPE II ROADWAY DISTRIBUTION OPTIC
Light Source: (20) 4000K CCT, 70 CRI LEDS
Ballast/Driver: ELECTRONIC DRIVER

Summary

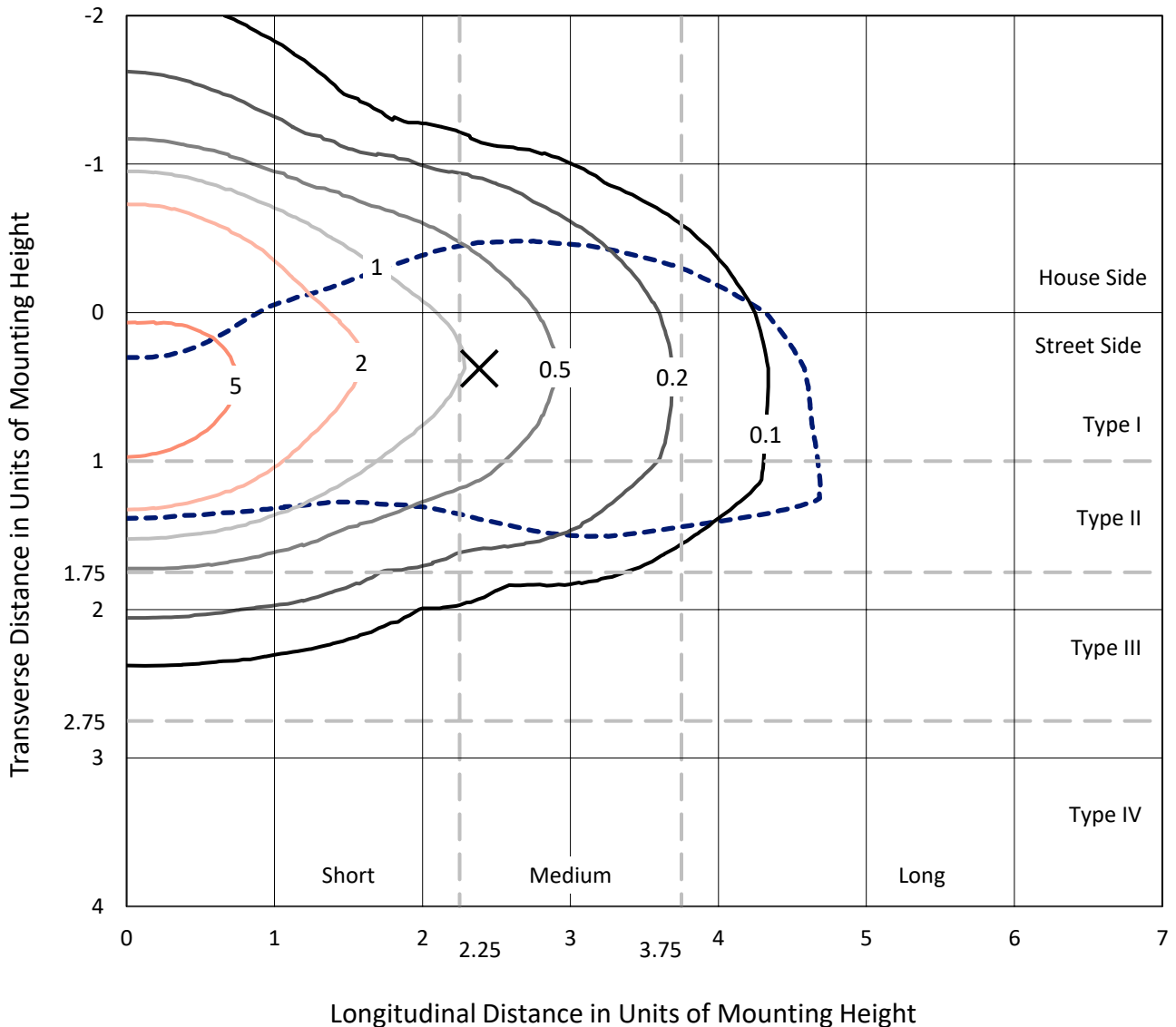
Lumens per Lamp: N/A
Luminaire Lumens: 12910.5 lumens
Efficiency: N/A
Efficacy: 143.5 lumens/watt
Luminous Opening: Rectangular (W 0.67' x L: 0.33' x H: 0')
IES Classification: Type II - Medium
BUG Rating: B3 - U0 - G3

Input Watts (W): 90
Input Voltage (V): 120
Input Current (A_{in}): NR
Voltage Rise (V): NR
Power Factor: 0.99
Total Harmonic Distortion (THDi): 6.20%
Frequency (hertz): 60
Stabilization Time: NR
Operation Time: NR
Ambient Temperature (°C): NR
Test Distance: 24 FT

REPORT NUMBER: P867487
 CATALOG NUMBER: MEM2-HTN-SA-90-740-U-T2R

Iso-Footcandle Lines of Horizontal Illumination

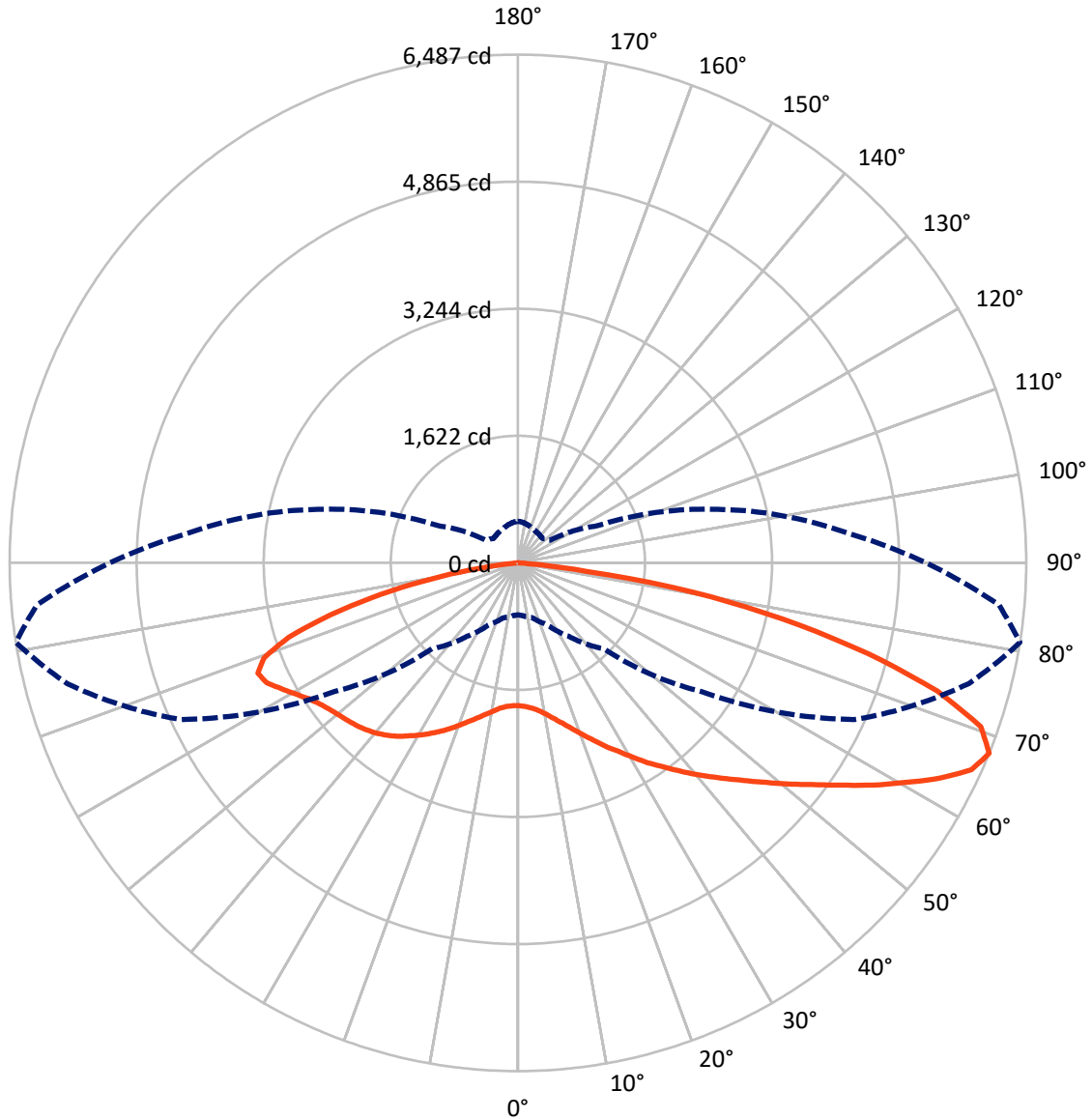
× Max cd
 - - - 1/2 Max cd



Based on 20 foot mounting height. Maximum calculated value = 8.2 fc
 Type II - Medium - N/A

REPORT NUMBER: P867487
CATALOG NUMBER: MEM2-HTN-SA-90-740-U-T2R

Luminous Intensity Polar Plot



— Vertical Plane Through 81-Deg Lateral - - - Horizontal Cone Through 67.5-Deg Vertical

REPORT NUMBER: P867487
 CATALOG NUMBER: MEM2-HTN-SA-90-740-U-T2R

FLUX DISTRIBUTION:

		Downward	Upward	Total
House Side	Lumens	3956.1	0.0	3956.1
	% Fixture	30.6	0.0	30.6
Street Side	Lumens	8954.4	0.0	8954.4
	% Fixture	69.4	0.0	69.4
Total	Lumens	12910.5	0.0	12910.5
	% Fixture	100.0	0.0	100.0

ZONAL LUMENS:

Zone	Lumens	% Fixture
0°-10°	185.9	1.4
10°-20°	659.8	5.1
20°-30°	1314.1	10.2
30°-40°	2064.6	16.0
40°-50°	2560.4	19.8
50°-60°	2502.9	19.4
60°-70°	2104.8	16.3
70°-80°	1337.4	10.4
80°-90°	180.5	1.4
90°-100°	0.0	0.0
100°-110°	0.0	0.0
110°-120°	0.0	0.0
120°-130°	0.0	0.0
130°-140°	0.0	0.0
140°-150°	0.0	0.0
150°-160°	0.0	0.0
160°-170°	0.0	0.0
170°-180°	0.0	0.0
0°-90°	12910.5	100.0
0°-180°	12910.5	100.0

Coefficient of Utilization



REPORT NUMBER: P867487

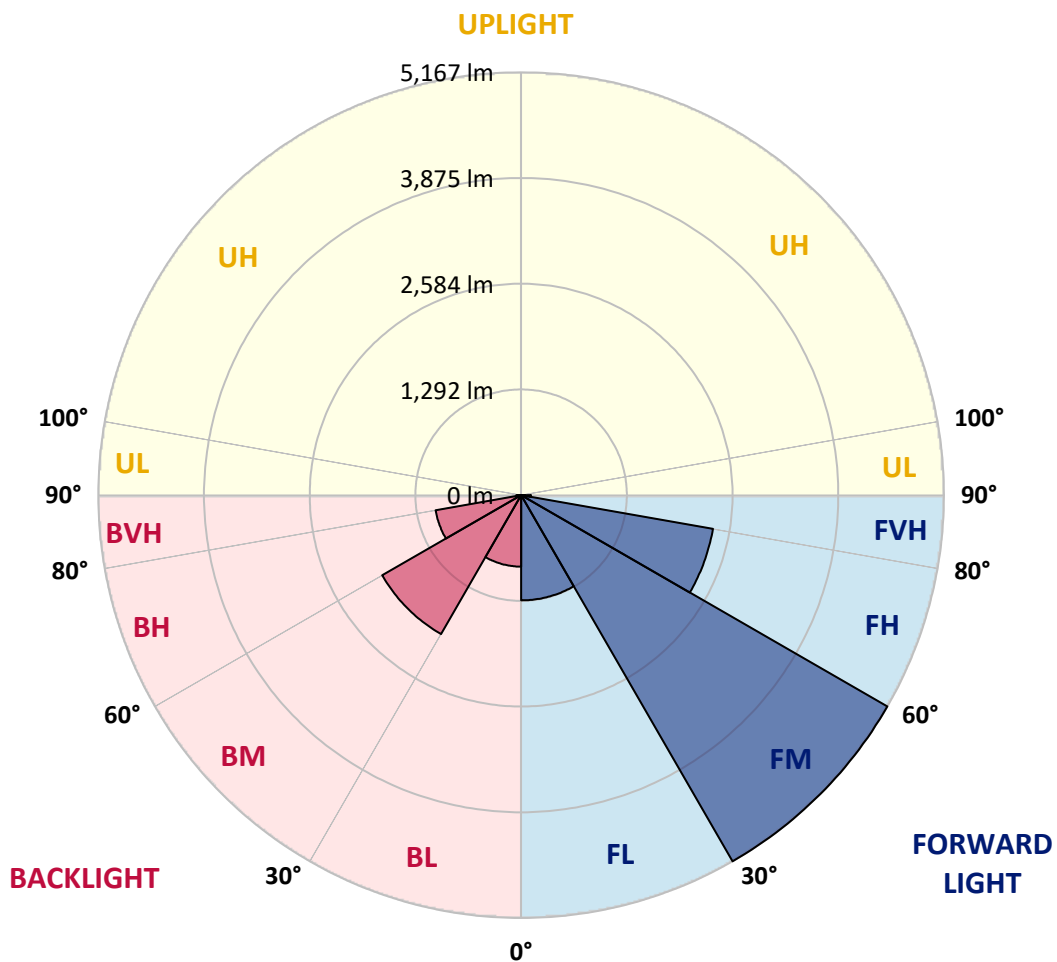
CATALOG NUMBER: MEM2-HTN-SA-90-740-U-T2R

LUMINAIRE CLASSIFICATION SYSTEM LUMEN TABLE AND BUG RATING:

Zone	Lumens	% Fixture	Zone Rating/Lumen Limit		
			B	U	G
FL (0°-30°)	1286.0	10.0			
FM (30°-60°)	5167.2	40.0			
FH (60°-80°)	2380.3	18.4			G2/5000
FVH (80°-90°)	121.0	0.9			G2/225
BL (0°-30°)	873.8	6.8	B2/1000		
BM (30°-60°)	1960.7	15.2	B2/2500		
BH (60°-80°)	1061.9	8.2	B3/2500		G3/2500
BVH (80°-90°)	59.6	0.5			G1/100
UL (90°-100°)	0.0	0.0		U0/0	
UH (100°-180°)	0.0	0.0		U0/0	

BUG Rating: B3-U0-G3

Type II Medium





REPORT NUMBER: P867487

CATALOG NUMBER: MEM2-HTN-SA-90-740-U-T2R

CANDELA DISTRIBUTION (FULL):

	0°	5°	15°	25°	35°	45°	55°	65°	75°	81°	85°
0°	1822.7	1822.7	1822.7	1822.7	1822.7	1822.7	1822.7	1822.7	1822.7	1822.7	1822.7
2.5°	1886.7	1884.2	1884.2	1863.7	1863.7	1858.6	1861.1	1845.8	1838.1	1835.5	1833.0
5°	2022.4	2022.4	2007.1	1994.3	1968.7	1945.6	1925.1	1894.4	1871.4	1861.1	1853.5
7.5°	2227.2	2211.9	2206.7	2168.3	2114.6	2068.5	2027.5	1961.0	1917.5	1902.1	1891.9
10°	2478.1	2457.6	2419.2	2375.7	2306.6	2237.5	2155.5	2065.9	1994.3	1963.5	1950.7
12.5°	2736.7	2708.5	2654.7	2613.8	2524.2	2419.2	2304.0	2181.1	2081.3	2037.8	2014.7
15°	3020.8	3005.5	2941.5	2859.5	2754.6	2606.1	2462.7	2311.7	2183.7	2122.3	2083.9
17.5°	3328.0	3305.0	3235.9	3136.0	2987.5	2810.9	2644.5	2449.9	2301.5	2222.1	2178.6
20°	3630.1	3625.0	3522.6	3427.9	3253.8	3033.6	2818.6	2613.8	2426.9	2334.7	2278.4
22.5°	3968.0	3934.8	3845.2	3712.0	3504.7	3302.4	3049.0	2782.7	2562.6	2455.1	2391.1
25°	4318.8	4316.2	4206.1	4042.3	3799.1	3543.1	3269.2	2974.7	2723.9	2593.3	2508.8
27.5°	4754.0	4720.7	4579.9	4393.0	4111.4	3817.0	3499.6	3174.4	2877.5	2721.3	2618.9
30°	5135.4	5125.2	4966.4	4756.5	4441.6	4090.9	3747.9	3399.7	3059.2	2874.9	2762.3
32.5°	5445.2	5432.4	5296.7	5086.8	4748.8	4385.3	3991.1	3612.2	3241.0	3041.3	2892.8
35°	5703.7	5683.3	5542.5	5332.5	5040.7	4672.0	4252.2	3834.9	3440.7	3197.5	3056.7
37.5°	5806.1	5788.2	5673.0	5498.9	5230.1	4892.2	4487.7	4080.7	3640.4	3374.1	3215.4
40°	5767.7	5757.5	5675.6	5555.3	5350.5	5068.8	4713.0	4336.7	3865.6	3561.0	3371.6
42.5°	5586.0	5586.0	5534.8	5473.3	5370.9	5168.7	4912.7	4582.4	4083.2	3747.9	3520.0
45°	5330.0	5319.7	5301.8	5278.8	5263.4	5186.6	5043.2	4794.9	4323.9	3952.7	3699.2
47.5°	4989.5	4997.2	4984.4	4994.6	5058.6	5107.2	5099.6	4992.0	4569.6	4178.0	3875.9
50°	4454.4	4490.3	4531.2	4651.6	4782.1	4917.8	5043.2	5132.8	4858.9	4434.0	4080.7
52.5°	3791.4	3806.8	3916.8	4201.0	4480.0	4659.2	4897.3	5196.8	5114.9	4700.2	4321.3
55°	2974.7	3002.9	3169.3	3571.2	4067.9	4410.9	4690.0	5168.7	5376.1	5004.8	4602.9
57.5°	2132.5	2150.4	2416.7	2831.4	3479.1	4055.1	4454.4	5056.0	5586.0	5350.5	4892.2
60°	1515.5	1548.8	1720.3	2124.8	2746.9	3563.6	4239.4	4892.2	5780.5	5688.4	5271.1
62.5°	1118.7	1136.7	1257.0	1551.4	2063.4	2892.8	3960.4	4771.9	5908.5	6051.9	5650.0
65°	842.2	849.9	931.8	1134.1	1543.7	2132.5	3520.0	4748.8	5980.2	6361.7	5985.3
67.5°	663.0	675.8	727.0	865.3	1149.5	1551.4	2867.2	4733.5	5954.6	6487.1	6162.0
70°	558.1	560.6	599.0	675.8	860.2	1116.2	2142.7	4503.1	5811.3	6266.9	5998.1
72.5°	483.8	483.8	501.8	563.2	691.2	844.8	1459.2	3952.7	5447.7	5598.8	5429.8
75°	391.7	389.1	419.8	478.7	555.5	650.2	980.5	2992.7	4684.8	4608.0	4469.8
77.5°	340.5	337.9	363.5	414.7	458.2	519.7	670.7	1943.1	3686.4	3456.0	3369.0
80°	291.8	284.2	304.6	353.3	376.3	404.5	463.4	1131.5	2409.0	2265.6	2160.7
82.5°	220.2	202.2	197.1	238.1	253.4	235.5	235.5	396.8	875.5	883.2	816.6
85°	17.9	20.5	25.6	30.7	43.5	48.6	51.2	84.5	130.6	125.4	128.0
87.5°	2.6	2.6	2.6	5.1	5.1	7.7	7.7	7.7	10.2	10.2	10.2
90°	0.0	0.0	0.0	0.0	0.0	0.0	0.0	0.0	0.0	0.0	0.0



REPORT NUMBER: P867487

CATALOG NUMBER: MEM2-HTN-SA-90-740-U-T2R

CANDELA DISTRIBUTION (continued):

	90°	95°	105°	115°	125°	135°	145°	155°	165°	175°	180°
0°	1822.7	1822.7	1822.7	1822.7	1822.7	1822.7	1822.7	1822.7	1822.7	1822.7	1822.7
2.5°	1830.4	1825.3	1820.2	1820.2	1820.2	1815.1	1812.5	1812.5	1809.9	1802.3	1799.7
5°	1848.3	1840.7	1833.0	1833.0	1833.0	1830.4	1827.9	1830.4	1827.9	1820.2	1817.6
7.5°	1884.2	1873.9	1863.7	1863.7	1868.8	1866.3	1866.3	1868.8	1866.3	1858.6	1856.0
10°	1935.4	1920.0	1914.9	1914.9	1920.0	1917.5	1914.9	1914.9	1912.3	1899.5	1904.7
12.5°	1991.7	1976.3	1971.2	1973.8	1971.2	1966.1	1968.7	1961.0	1958.4	1937.9	1935.4
15°	2063.4	2045.5	2035.2	2037.8	2030.1	2019.9	2009.6	2004.5	1994.3	1976.3	1971.2
17.5°	2145.3	2117.1	2104.3	2104.3	2089.0	2068.5	2053.1	2037.8	2022.4	2001.9	1996.8
20°	2224.7	2199.1	2178.6	2173.5	2142.7	2109.5	2081.3	2055.7	2037.8	2014.7	2009.6
22.5°	2324.5	2288.7	2260.5	2237.5	2191.4	2137.6	2094.1	2058.3	2032.7	2007.1	1999.4
25°	2429.5	2378.3	2332.2	2288.7	2224.7	2147.9	2086.4	2035.2	2001.9	1973.8	1968.7
27.5°	2534.4	2467.9	2401.3	2332.2	2234.9	2135.1	2048.0	1986.6	1943.1	1907.2	1902.1
30°	2647.1	2565.1	2460.2	2360.3	2232.3	2101.8	1991.7	1904.7	1853.5	1812.5	1807.4
32.5°	2762.3	2659.9	2516.5	2380.8	2219.5	2053.1	1909.8	1817.6	1753.6	1707.5	1694.7
35°	2890.3	2764.8	2567.7	2388.5	2183.7	1981.5	1822.7	1707.5	1633.3	1587.2	1577.0
37.5°	3020.8	2862.1	2601.0	2383.4	2132.5	1897.0	1710.1	1592.3	1505.3	1441.3	1431.1
40°	3154.0	2951.7	2621.5	2357.8	2060.8	1792.0	1605.1	1461.8	1336.3	1277.5	1249.3
42.5°	3276.8	3033.6	2631.7	2321.9	1981.5	1681.9	1466.9	1280.0	1162.3	1098.3	1111.1
45°	3404.8	3110.4	2634.3	2278.4	1876.5	1541.1	1292.8	1118.7	1001.0	952.3	947.2
47.5°	3514.9	3174.4	2629.1	2217.0	1758.7	1379.9	1111.1	944.6	857.6	811.5	806.4
50°	3660.8	3246.1	2621.5	2145.3	1605.1	1195.5	942.1	806.4	727.0	691.2	688.6
52.5°	3806.8	3325.5	2616.3	2045.5	1443.9	1021.4	788.5	681.0	627.2	609.3	604.2
55°	3998.8	3422.8	2618.9	1930.3	1259.5	842.2	668.2	593.9	565.8	558.1	558.1
57.5°	4218.9	3548.2	2634.3	1802.3	1067.5	696.3	581.1	547.8	545.3	550.4	553.0
60°	4485.2	3714.6	2665.0	1669.1	890.9	588.8	529.9	527.4	535.0	553.0	558.1
62.5°	4784.7	3896.4	2703.4	1495.1	721.9	517.1	501.8	512.0	522.2	542.7	545.3
65°	5048.4	4101.2	2726.4	1328.7	604.2	476.2	483.8	489.0	514.6	542.7	542.7
67.5°	5207.1	4249.6	2639.4	1118.7	504.3	440.3	455.7	471.0	499.2	524.8	529.9
70°	5153.3	4201.0	2342.4	867.8	427.5	407.0	425.0	448.0	476.2	506.9	522.2
72.5°	4779.6	3855.4	1902.1	632.3	371.2	376.3	399.4	430.1	455.7	489.0	509.4
75°	3996.2	3218.0	1372.2	455.7	325.1	345.6	381.4	407.0	425.0	432.6	435.2
77.5°	3033.6	2365.5	934.4	340.5	281.6	309.8	348.2	376.3	381.4	386.6	391.7
80°	1981.5	1505.3	527.4	238.1	215.0	253.4	284.2	314.9	304.6	320.0	325.1
82.5°	837.1	657.9	240.6	117.8	99.8	107.5	115.2	102.4	94.7	94.7	81.9
85°	110.1	84.5	35.8	15.4	12.8	7.7	7.7	7.7	5.1	5.1	5.1
87.5°	10.2	10.2	7.7	7.7	5.1	5.1	2.6	5.1	2.6	2.6	2.6
90°	0.0	0.0	0.0	0.0	0.0	0.0	0.0	0.0	0.0	0.0	0.0

LM-79-2019: Approved Method: Electrical and Photometric Measurements of Solid-
State Lighting Products

Report Prepared for

Cooper Lighting Solutions

Streetworks

Report Number: SP1-2407-157-5

Test Date: 08/07/2024

Luminaire Tested: MEM2-HTN-SA-30-740-U-5WQ-2

Data in this report applies to families of products including MEM2-HTN-SA-30-740-U-5WQ-2

Test Information

Test Method: LM-79-2019
 Report Number: SP1-2407-157-5
 Test Lab: COOPER LIGHTING SOLUTIONS
 Photometer: SP1 - 76IN SPHERE
 Measurement Geometry: 4π
 Issue Date: 08/20/2024
 Manufacturer: COOPER LIGHTING SOLUTIONS
 Product Line: Streetworks
 Catalog Number: **MEM2-HTN-SA-30-740-U-5WQ-2**
 Description: Epic Modern Light Square 30W 5WQ Optic and Flare Trim

Spectral Parameters

CCT (K): 3915
 CIE u': 0.2262
 CIE v': 0.5044
 Duv: 0.0010
 CIE x: 0.3850
 CIE y: 0.3816
 CIE z: 0.2334
 Peak Wavelength (nm): 449
 Dominant Wavelength (nm): 578
 Purity: 30.05482
 Rf: 73.2
 Rg: 93.9

CRI (Ra):	71.0		
R1:	67.6	R9:	-38.4
R2:	78.3	R10:	48.9
R3:	87.1	R11:	65.3
R4:	69.7	R12:	40.4
R5:	67.4	R13:	69.3
R6:	69.3	R14:	92.6
R7:	79.7	R15:	59.9
R8:	48.7		



Test Conditions

Stabilization Time: 21M
 Operation Time: 1H 21M
 Sphere Temperature (°C): 24.2

REPORT NUMBER: SP1-2407-157-5

Measurement and Test Equipment			
Instrument	Identification Number	Calibration Date	Calibration Due Date
Photometer	IN0058	6/18/2024	12/18/2024
Power Meter	INXT2011004	2/8/2024	2/8/2025
AC Power Source	IN0063	10/24/2023	10/24/2024
DC Power Source	IN0208	10/24/2023	10/24/2024
Sphere Thermometer	IN0085	10/24/2023	10/24/2024
Room Thermometer	IN0046	10/24/2023	10/24/2024

REPORT NUMBER: SP1-2407-157-5

CIE 1931 Chromaticity Diagram



CIE 1931 Chromaticity Diagram with 2017 ANSI 7-Step and 4-Step Quadrangles



CCT = 3915K
 CIE x = 0.3850
 CIE y = 0.3816
 Duv = 0.0010

Point lies inside the ANSI 4000K 4-step quadrangle

REPORT NUMBER: SP1-2407-157-5

Photopic Flux vs. Wavelength



Photopic Lumens: NR

λ (nm)	Power W [^] /nm	Lumens (φ/nm)	λ (nm)	Power W [^] /nm	Lumens (φ/nm)	λ (nm)	Power W [^] /nm	Lumens (φ/nm)	λ (nm)	Power W [^] /nm	Lumens (φ/nm)	λ (nm)	Power W [^] /nm	Lumens (φ/nm)
360	0	NR	490	112	NR	620	618	NR	750	15	NR	880	0	NR
365	0	NR	495	153	NR	625	563	NR	755	13	NR	885	0	NR
370	0	NR	500	216	NR	630	510	NR	760	11	NR	890	0	NR
375	0	NR	505	291	NR	635	456	NR	765	9	NR	895	0	NR
380	0	NR	510	366	NR	640	407	NR	770	8	NR	900	0	NR
385	0	NR	515	436	NR	645	359	NR	775	7	NR	905	0	NR
390	0	NR	520	492	NR	650	316	NR	780	6	NR	910	0	NR
395	2	NR	525	536	NR	655	277	NR	785	5	NR	915	0	NR
400	4	NR	530	567	NR	660	240	NR	790	4	NR	920	0	NR
405	7	NR	535	596	NR	665	208	NR	795	4	NR	925	0	NR
410	12	NR	540	619	NR	670	179	NR	800	3	NR	930	0	NR
415	25	NR	545	644	NR	675	154	NR	805	3	NR	935	0	NR
420	51	NR	550	671	NR	680	133	NR	810	3	NR	940	0	NR
425	100	NR	555	701	NR	685	114	NR	815	2	NR	945	0	NR
430	180	NR	560	735	NR	690	98	NR	820	2	NR	950	0	NR
435	315	NR	565	768	NR	695	83	NR	825	2	NR	955	0	NR
440	514	NR	570	798	NR	700	71	NR	830	1	NR	960	0	NR
445	828	NR	575	825	NR	705	61	NR	835	1	NR	965	0	NR
450	992	NR	580	843	NR	710	52	NR	840	1	NR	970	0	NR
455	652	NR	585	848	NR	715	44	NR	845	1	NR	975	0	NR
460	382	NR	590	844	NR	720	38	NR	850	1	NR	980	0	NR
465	282	NR	595	826	NR	725	32	NR	855	1	NR	985	0	NR
470	180	NR	600	800	NR	730	28	NR	860	1	NR	990	0	NR
475	119	NR	605	762	NR	735	24	NR	865	1	NR	995	0	NR
480	101	NR	610	719	NR	740	20	NR	870	1	NR	1000	0	NR
485	98	NR	615	669	NR	745	17	NR	875	0	NR			

REPORT NUMBER: SP1-2407-157-5

Scotopic Flux vs. Wavelength



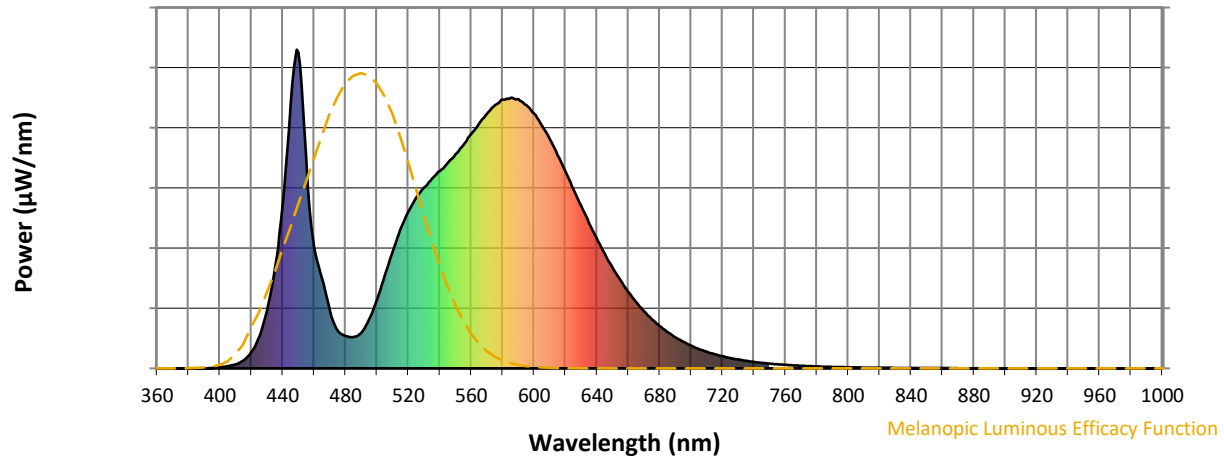
Scotopic Lumens: NR

S/P: 1.49

λ (nm)	Power W [^] /nm	Lumens (φ/nm)	λ (nm)	Power W [^] /nm	Lumens (φ/nm)	λ (nm)	Power W [^] /nm	Lumens (φ/nm)	λ (nm)	Power W [^] /nm	Lumens (φ/nm)	λ (nm)	Power W [^] /nm	Lumens (φ/nm)
360	0	NR	490	112	NR	620	618	NR	750	15	NR	880	0	NR
365	0	NR	495	153	NR	625	563	NR	755	13	NR	885	0	NR
370	0	NR	500	216	NR	630	510	NR	760	11	NR	890	0	NR
375	0	NR	505	291	NR	635	456	NR	765	9	NR	895	0	NR
380	0	NR	510	366	NR	640	407	NR	770	8	NR	900	0	NR
385	0	NR	515	436	NR	645	359	NR	775	7	NR	905	0	NR
390	0	NR	520	492	NR	650	316	NR	780	6	NR	910	0	NR
395	2	NR	525	536	NR	655	277	NR	785	5	NR	915	0	NR
400	4	NR	530	567	NR	660	240	NR	790	4	NR	920	0	NR
405	7	NR	535	596	NR	665	208	NR	795	4	NR	925	0	NR
410	12	NR	540	619	NR	670	179	NR	800	3	NR	930	0	NR
415	25	NR	545	644	NR	675	154	NR	805	3	NR	935	0	NR
420	51	NR	550	671	NR	680	133	NR	810	3	NR	940	0	NR
425	100	NR	555	701	NR	685	114	NR	815	2	NR	945	0	NR
430	180	NR	560	735	NR	690	98	NR	820	2	NR	950	0	NR
435	315	NR	565	768	NR	695	83	NR	825	2	NR	955	0	NR
440	514	NR	570	798	NR	700	71	NR	830	1	NR	960	0	NR
445	828	NR	575	825	NR	705	61	NR	835	1	NR	965	0	NR
450	992	NR	580	843	NR	710	52	NR	840	1	NR	970	0	NR
455	652	NR	585	848	NR	715	44	NR	845	1	NR	975	0	NR
460	382	NR	590	844	NR	720	38	NR	850	1	NR	980	0	NR
465	282	NR	595	826	NR	725	32	NR	855	1	NR	985	0	NR
470	180	NR	600	800	NR	730	28	NR	860	1	NR	990	0	NR
475	119	NR	605	762	NR	735	24	NR	865	1	NR	995	0	NR
480	101	NR	610	719	NR	740	20	NR	870	1	NR	1000	0	NR
485	98	NR	615	669	NR	745	17	NR	875	0	NR			

REPORT NUMBER: SP1-2407-157-5

Melanopic Flux vs. Wavelength



Melanopic Lumens: NR

M/P: 2.88

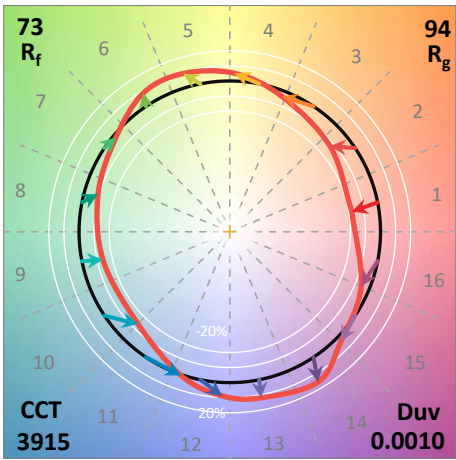
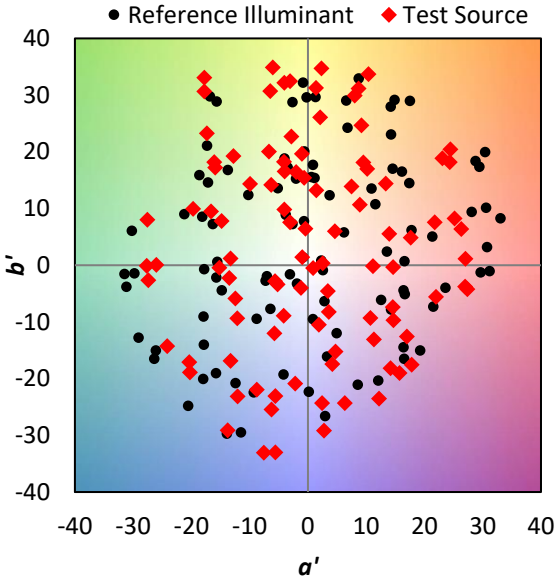
λ (nm)	Power W [^] /nm	Lumens (φ/nm)	λ (nm)	Power W [^] /nm	Lumens (φ/nm)	λ (nm)	Power W [^] /nm	Lumens (φ/nm)	λ (nm)	Power W [^] /nm	Lumens (φ/nm)	λ (nm)	Power W [^] /nm	Lumens (φ/nm)
360	0	NR	490	112	NR	620	618	NR	750	15	NR	880	0	NR
365	0	NR	495	153	NR	625	563	NR	755	13	NR	885	0	NR
370	0	NR	500	216	NR	630	510	NR	760	11	NR	890	0	NR
375	0	NR	505	291	NR	635	456	NR	765	9	NR	895	0	NR
380	0	NR	510	366	NR	640	407	NR	770	8	NR	900	0	NR
385	0	NR	515	436	NR	645	359	NR	775	7	NR	905	0	NR
390	0	NR	520	492	NR	650	316	NR	780	6	NR	910	0	NR
395	2	NR	525	536	NR	655	277	NR	785	5	NR	915	0	NR
400	4	NR	530	567	NR	660	240	NR	790	4	NR	920	0	NR
405	7	NR	535	596	NR	665	208	NR	795	4	NR	925	0	NR
410	12	NR	540	619	NR	670	179	NR	800	3	NR	930	0	NR
415	25	NR	545	644	NR	675	154	NR	805	3	NR	935	0	NR
420	51	NR	550	671	NR	680	133	NR	810	3	NR	940	0	NR
425	100	NR	555	701	NR	685	114	NR	815	2	NR	945	0	NR
430	180	NR	560	735	NR	690	98	NR	820	2	NR	950	0	NR
435	315	NR	565	768	NR	695	83	NR	825	2	NR	955	0	NR
440	514	NR	570	798	NR	700	71	NR	830	1	NR	960	0	NR
445	828	NR	575	825	NR	705	61	NR	835	1	NR	965	0	NR
450	992	NR	580	843	NR	710	52	NR	840	1	NR	970	0	NR
455	652	NR	585	848	NR	715	44	NR	845	1	NR	975	0	NR
460	382	NR	590	844	NR	720	38	NR	850	1	NR	980	0	NR
465	282	NR	595	826	NR	725	32	NR	855	1	NR	985	0	NR
470	180	NR	600	800	NR	730	28	NR	860	1	NR	990	0	NR
475	119	NR	605	762	NR	735	24	NR	865	1	NR	995	0	NR
480	101	NR	610	719	NR	740	20	NR	870	1	NR	1000	0	NR
485	98	NR	615	669	NR	745	17	NR	875	0	NR			

Summary

$R_f = 73.2$
 $R_g = 93.9$
 $CIE R_a = 71.0$
 $R_g = -38.4$



Color Vector Graphics



Individual Sample Fidelity Index ($R_{f,i}$)

CES01 = 85	CES26 = 61	CES51 = 88	CES76 = 50
CES02 = 61	CES27 = 88	CES52 = 87	CES77 = 69
CES03 = 30	CES28 = 81	CES53 = 77	CES78 = 53
CES04 = 70	CES29 = 65	CES54 = 84	CES79 = 81
CES05 = 47	CES30 = 81	CES55 = 83	CES80 = 78
CES06 = 50	CES31 = 69	CES56 = 73	CES81 = 77
CES07 = 40	CES32 = 60	CES57 = 72	CES82 = 91
CES08 = 39	CES33 = 76	CES58 = 73	CES83 = 89
CES09 = 29	CES34 = 70	CES59 = 85	CES84 = 86
CES10 = 74	CES35 = 83	CES60 = 89	CES85 = 77
CES11 = 57	CES36 = 91	CES61 = 81	CES86 = 71
CES12 = 63	CES37 = 79	CES62 = 85	CES87 = 76
CES13 = 42	CES38 = 92	CES63 = 72	CES88 = 80
CES14 = 74	CES39 = 96	CES64 = 64	CES89 = 70
CES15 = 71	CES40 = 91	CES65 = 61	CES90 = 79
CES16 = 46	CES41 = 93	CES66 = 57	CES91 = 74
CES17 = 49	CES42 = 80	CES67 = 54	CES92 = 57
CES18 = 56	CES43 = 76	CES68 = 63	CES93 = 74
CES19 = 72	CES44 = 99	CES69 = 73	CES94 = 51
CES20 = 65	CES45 = 85	CES70 = 55	CES95 = 65
CES21 = 86	CES46 = 82	CES71 = 48	CES96 = 76
CES22 = 78	CES47 = 86	CES72 = 83	CES97 = 84
CES23 = 92	CES48 = 77	CES73 = 45	CES98 = 75
CES24 = 91	CES49 = 80	CES74 = 93	CES99 = 62
CES25 = 72	CES50 = 88	CES75 = 51	



Color Rendition by Hue-Angle Bin



Measure Comparisons



(END OF REPORT)